



Social/Emotional and Academic Data: 1/15/20

# Social and Emotional Learning

KCGPA is part of a selective, national cohort of schools working with Valor Collegiate Academies in Nashville on Social and Emotional Learning (SEL).

KCGPA shares a common curriculum for advisory (called "Prides") and participates in shared professional development with other schools in the network. Survey data measures efficacy of our implementation of this SEL model.

KCGPA also receives funding from New Schools Venture Fund for SEL data analysis via TransformingEd, a national leader in integration of SEL into.



## Valor Collegiate Academies Survey Feedback

<b>% Who Agree or Strongly Agree</b>	<b>Compass Camp Avg.</b>	<b>KC Girls Prep</b>
<b>Circle is important to me.</b>	<b>57.2%</b>	<b>71.6%</b>
<b>In my Circle, when someone shares that they are struggling, they get support from their Circle.</b>	<b>82.0%</b>	<b>89.6%</b>
<b>I am able to open up about my feelings when in Circle.</b>	<b>59.5%</b>	<b>68.7%</b>

# Create Sisterhood and Joy for Scholars



Competency	Question - Scale 1-5	Network	KCGPA
Self-Awareness	I know what my strengths are	3.76	3.87
Social Awareness	I care about other people's feelings	3.52	3.69
	I listen carefully to other people's point of view	3.52	3.79
Curiosity	I enjoy thinking about new solutions to problems	3.83	4.10
Efficacy	I can meet all the learning goals my teachers set	3.72	3.97

# Academic Proficiency and Growth

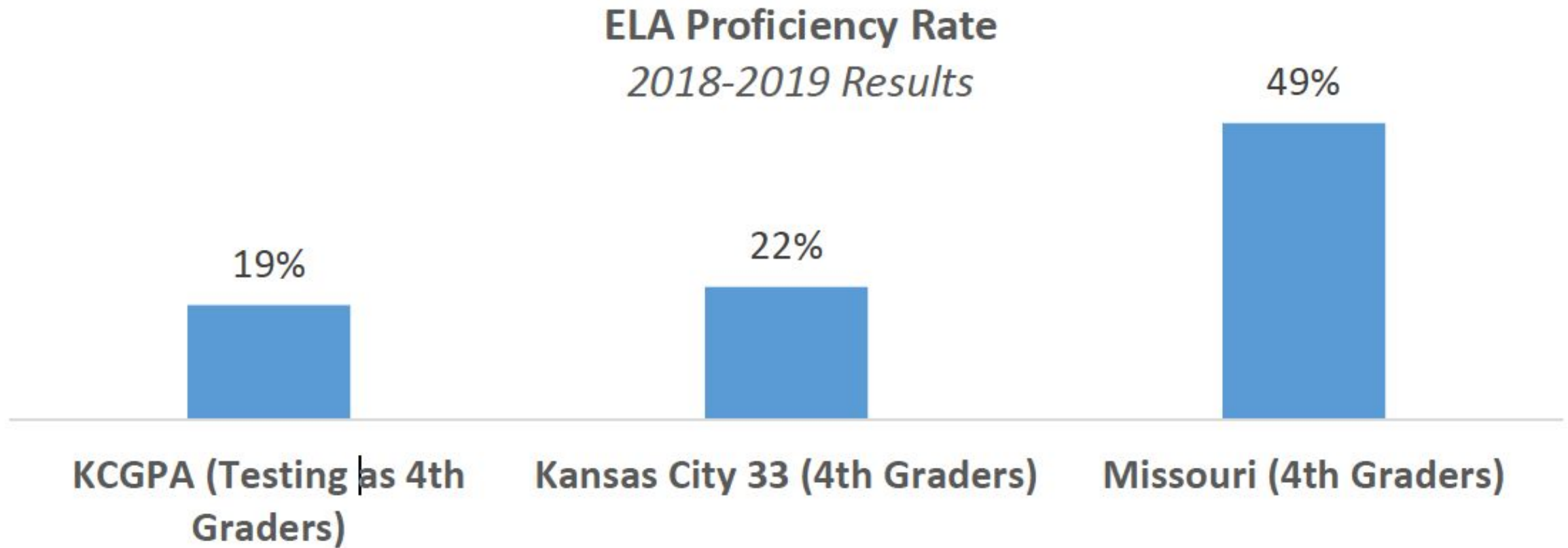
KCGPA has obtained 4th grade state test scores (MAP) for the majority of our students.

In ELA, students came to us scoring 19% Proficient/Advanced and 81% Basic or Below Basic.

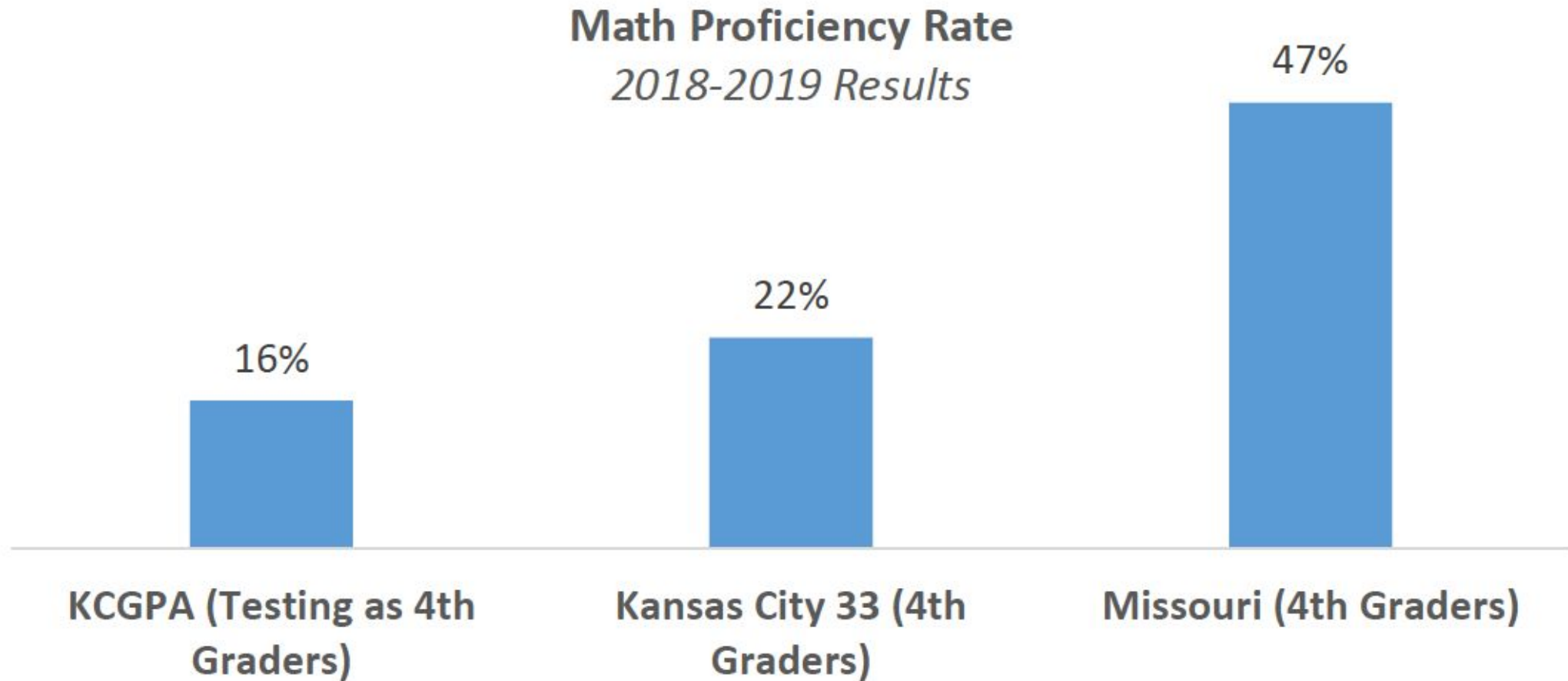
In math, students came to us scoring 16% Proficient/Advanced and 84% Basic or Below Basic.

Please note that our interim assessments (IAs) represent mastery of Common Core State Standards, not Missouri Learning Standards. This will lead to short-term lower state test scores due to misalignment. However, we believe this tradeoff is worthwhile because CCSS aligns to our long-term goal of strong ACT/SAT performance.

# What were incoming ELA proficiency rates for KCGPA students?



# What were incoming math proficiency rates for KCGPA students?



# Hypothetically, how would KCGPA compare in ELA?

Kansas City Charter + Kansas City 33 ELA MAP Grade Level Results - 5th Grade					
District	Below Basic	Basic	Proficient	Advanced	Prof./Adv. %
GUADALUPE CENTERS SCHOOLS	45.9	41.2	10.6	2.4	13.0
LEE A. TOLBERT COM. ACADEMY	22	60	12	6	18.0
KCGPA (Hypothetical, given 4th grade scores)	20.7	60.3	12.1	6.9	19.0
KC INTERNATIONAL ACADEMY	26.2	53.6	15.5	4.8	20.3
FRONTIER SCHOOLS	22.5	57.1	16.3	4.1	20.4
KIPP: ENDEAVOR ACADEMY	22.1	55.9	16.2	5.9	22.1
KANSAS CITY 33	29.8	47.4	15.8	7	22.8
ALLEN VILLAGE	4.8	71.4	19.1	4.8	23.9
GENESIS SCHOOL INC.	41.4	34.5	20.7	3.5	24.2
HOGAN PREPARATORY ACADEMY	27.6	46.6	22.4	3.5	25.9
BROOKSIDE CHARTER SCH.	10.6	54.6	18.2	16.7	34.9
EWING MARION KAUFFMAN SCHOOL	15.1	50	23.1	11.8	34.9
ACADEMY FOR INTEGRATED ARTS	47.4	15.8	21.1	15.8	36.9
UNIVERSITY ACADEMY	3.2	58.1	24.7	14	38.7
SCUOLA VITA NUOVA	4.4	52.2	17.4	26.1	43.5
CROSSROADS CHARTER SCHOOLS	13.5	34.4	27.1	25	52.1
ACADEMIE LAFAYETTE	11.8	28.4	28.4	31.4	59.8
<b>Kansas City Total</b>	26.9	46.6	18.5	7.9	26.5
<b>Kansas City Charters Only</b>	19.1	48.4	20.4	12.1	32.5



# Hypothetically, how would KCGPA compare in math?

Kansas City Charter + Kansas City 33 Math MAP Grade Level Results - 5th Grade

District	Below Basic	Basic	Proficient	Advanced	Prof./Adv. %
GENESIS SCHOOL INC.	58.6	34.5	*	*	6.9
LEE A. TOLBERT COM. ACADEMY	50	40	*	*	10.0
KC INTERNATIONAL ACADEMY	52.9	35.3	8.2	3.5	11.7
GUADALUPE CENTERS SCHOOLS	57.7	29.4	10.6	2.4	13.0
KCGPA (Hypothetical, given 4th grade scores)	69.0	15.5	12.1	3.4	15.5
KIPP: ENDEAVOR ACADEMY	39.7	44.1	13.2	2.9	16.1
ALLEN VILLAGE	48.8	32.6	*	*	18.6
KANSAS CITY 33	49.7	29.6	14.9	5.9	20.8
FRONTIER SCHOOLS	36.7	40.8	16.3	6.1	22.4
HOGAN PREPARATORY ACADEMY	31	41.4	24.1	3.5	27.6
ACADEMY FOR INTEGRATED ARTS	47.4	21.1	21.1	10.5	31.6
BROOKSIDE CHARTER SCH.	24.6	41.5	24.6	9.2	33.8
EWING MARION KAUFFMAN SCHOOL	20.7	43	25.3	11	36.3
UNIVERSITY ACADEMY	11.8	45.2	29	14	43.0
SCUOLA VITA NUOVA	21.7	34.8	26.1	17.4	43.5
CROSSROADS CHARTER SCHOOLS	25.8	25.8	29.9	18.6	48.5
ACADEMIE LAFAYETTE	16.8	30.7	25.7	26.7	52.4
<b>Kansas City Total</b>	<b>41.3</b>	<b>33.7</b>	<b>17.2</b>	<b>7.8</b>	<b>25.0</b>

# Math Interim Assessment #2

KCGPA is part of a selective, national cohort of schools working with the Achievement First charter school network on math curriculum and teacher/leader development.

KCGPA uses a common interim assessment with these eight schools, all of which have long-standing track records of success. It is important to note also that many of these schools begin working with their students prior to our 5th grade entry point.

The assessment aligns to the Common Core State Standards, which are more rigorous than the Missouri Learning Standards.

## MATH ACHIEVEMENT 2019-2020



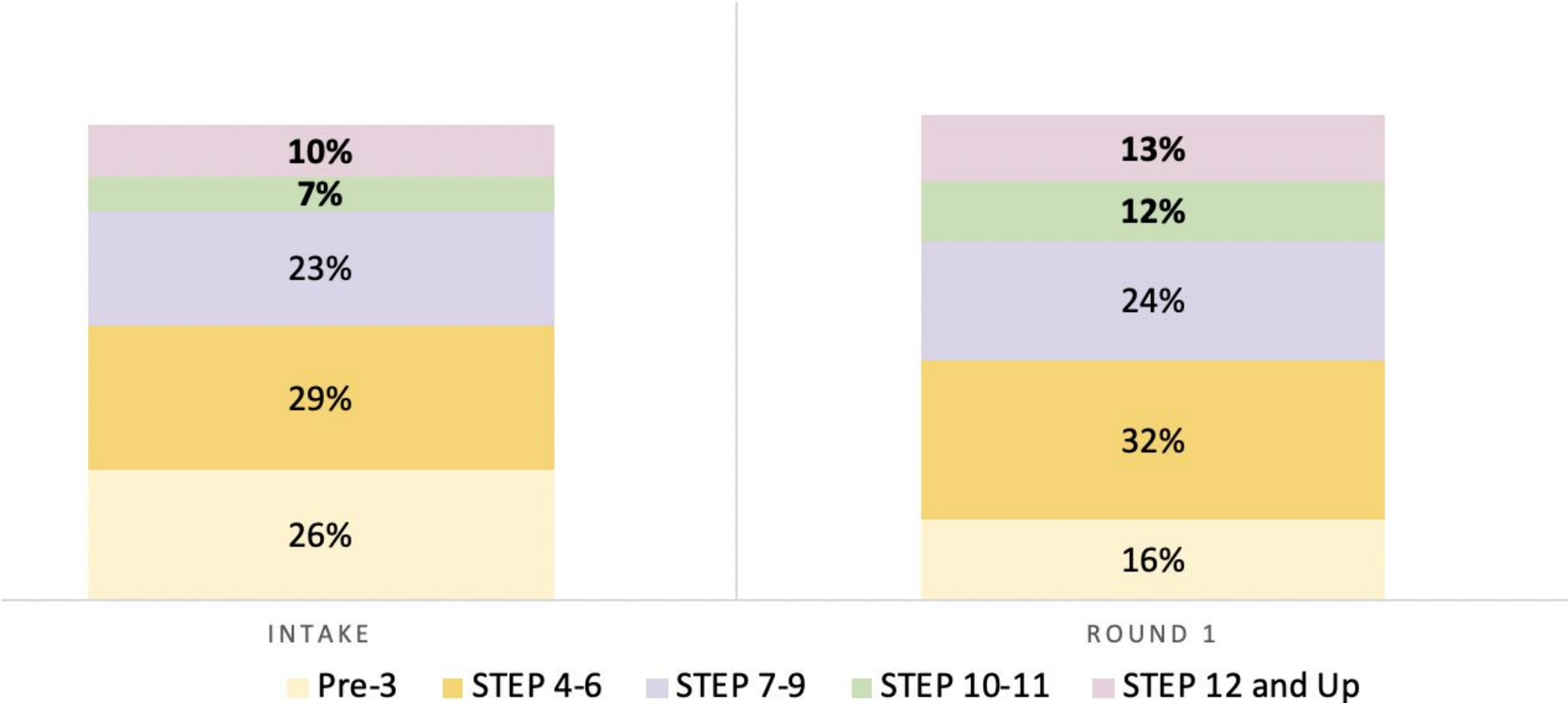
KCGPA uses two assessments to gather data on student performance on prior grade level standards and 5th grade level standards.

- 1) STEP is an individual reading assessment to diagnose students' individual, detailed reading needs. They focus on K-3 grade reading standards.
- 2) Achievement Network interim assessments benchmark against grade-level, CCSS-aligned standards.



# ELA - Goal of 3+ STEP Growth or STEP 12 by June 2020

Pre Reading	STEP 1	STEP 2	STEP 3	STEP 4	STEP 5	STEP 6	STEP 7	STEP 8	STEP 9	STEP 10	STEP 11	STEP 12
Kindergarten				First Grade			Second Grade			Third Grade		



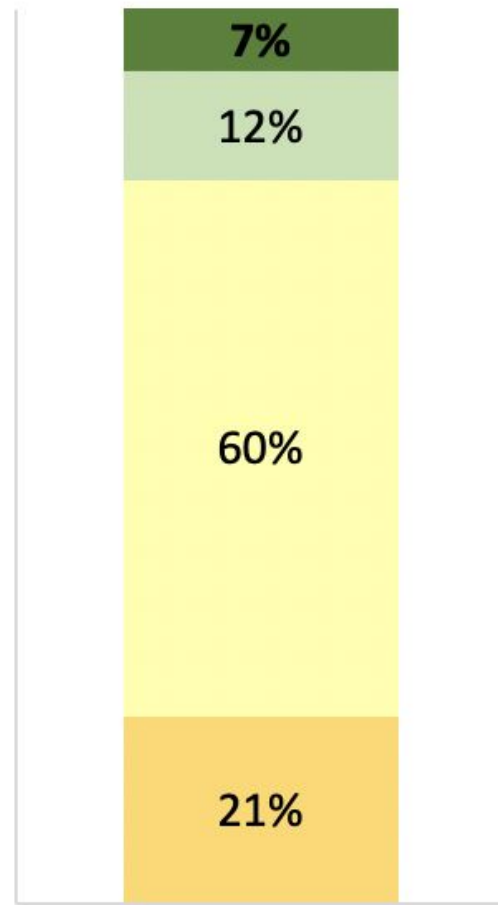
# ELA - Goal of 3+ STEP Growth or STEP 12 by June 2020

Pre Reading	STEP 1	STEP 2	STEP 3	STEP 4	STEP 5	STEP 6	STEP 7	STEP 8	STEP 9	STEP 10	STEP 11	STEP 12
Kindergarten				First Grade			Second Grade			Third Grade		

STEP Growth	Percentage Achieved
+1 Level	33%
+2 Levels	27%
+3 or more Levels	12%
Total Students Who Have Grown At Least 1 Level	72%

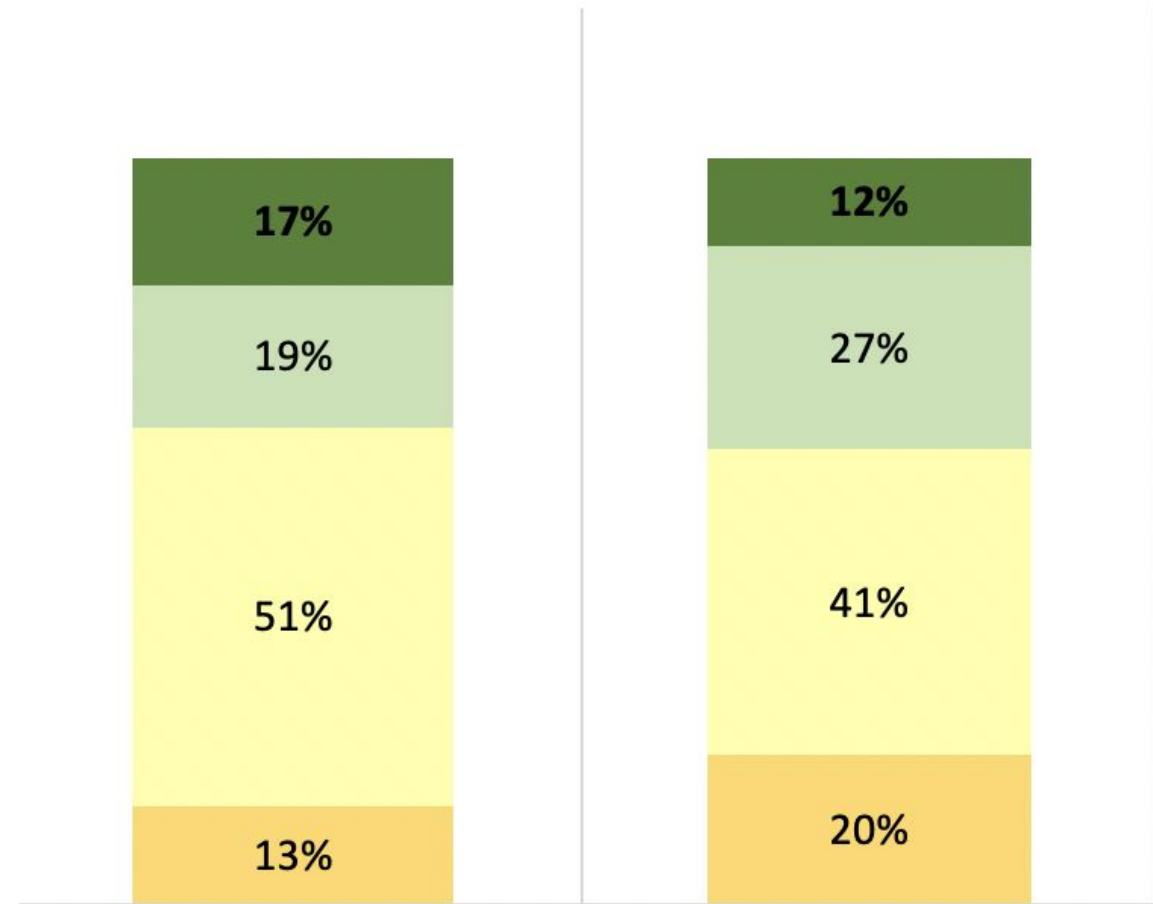
# ELA Interim Assessment #2

ELA SPRING 2019 MAP



4TH GRADE MAP

ANET IA DATA 2019-2020



IA1

IA2

Below Basic Basic Proficient Advance